



**12.4 GHz TNC LATCHING S.P.D.T. SWITCH**

OPTIONS: INDICATOR /SELF CUT-OFF

**R F CHARACTERISTICS**

FREQUENCY RANGE : 0 - 12.4 GHz  
 IMPEDANCE : 50 Ohms

|                 |         |         |         |         |          |
|-----------------|---------|---------|---------|---------|----------|
| FREQUENCY (GHz) | 0 - 1   | 1 - 2   | 2 - 3   | 3 - 8   | 8 - 12.4 |
| V.S.W.R <=      | 1.15    | 1.20    | 1.25    | 1.35    | 1.50     |
| INSERT. LOSS <= | 0.15 dB | 0.20 dB | 0.25 dB | 0.35 dB | 0.50 dB  |
| ISOLATION >=    | 85 dB   | 80 dB   | 75 dB   | 70 dB   | 60 dB    |
| AVER. POWER (*) | 700 W   | 500 W   | 400 W   | 250 W   | 200 W    |

**ELECTRICAL CHARACTERISTICS**

ACTUATOR : LATCHING  
 NOMINAL CURRENT AT 25° C (±10%) : 320 mA  
 ACTUATOR VOLTAGE (Vcc) : 12V (10.2 to 13V) /NEGATIVE COMMON  
 TERMINALS : male D-sub 9 pins (4-40 UNC nuts)  
 INDICATOR RATING : 1 W / 30 V / 100 mA  
 SELF CUT-OFF TIME : 40 ms < CT < 120 ms

**MECHANICAL CHARACTERISTICS**

CONNECTORS : TNC fem. per MIL C 39012  
 LIFE : 1.000.000 cycles  
 SWITCHING TIME (nominal voltage;25° C) : < 15 ms  
 CONSTRUCTION : splashproof  
 WEIGHT : < 185 g

**ENVIRONMENTAL CHARACTERISTICS**

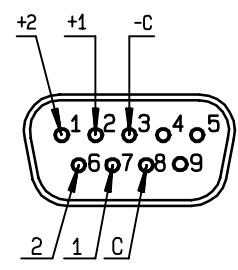
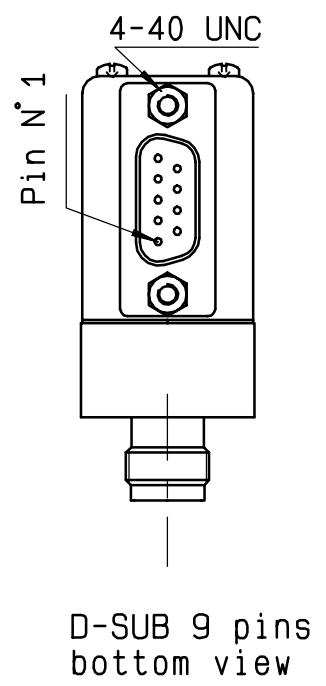
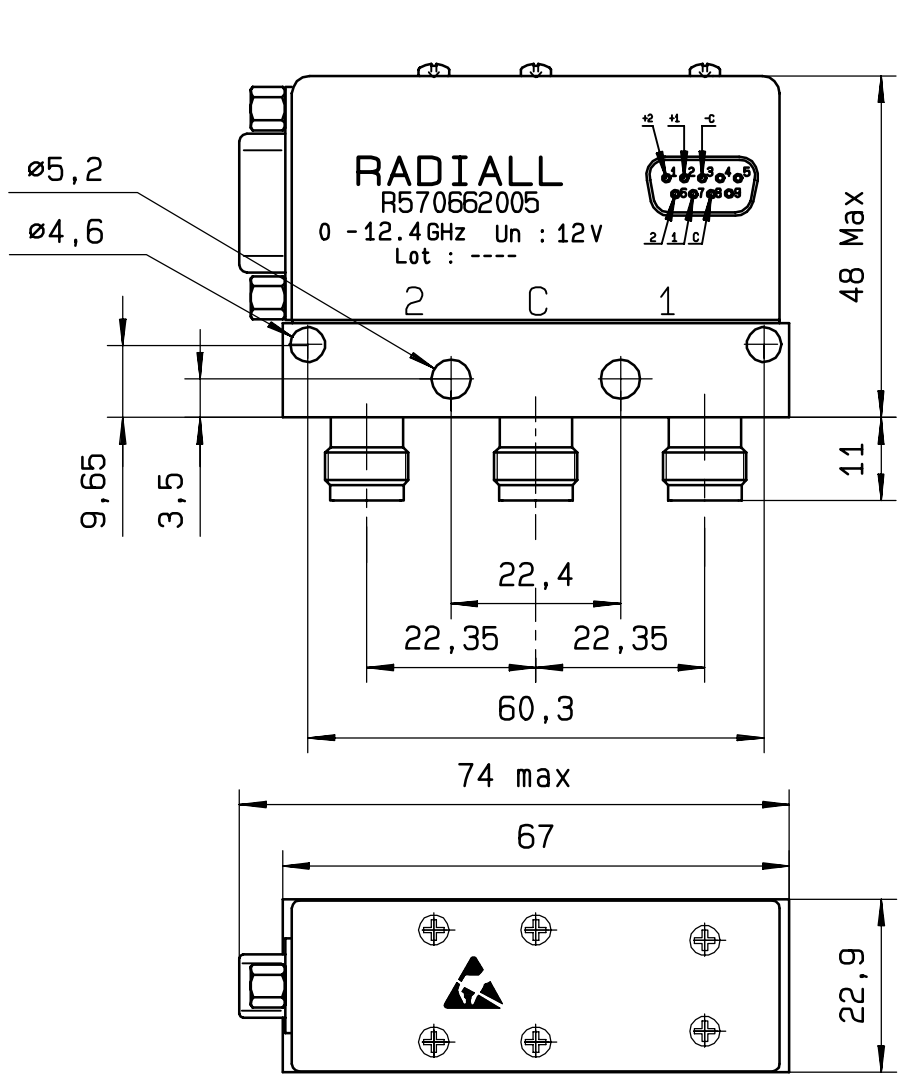
OPERATING TEMPERATURE RANGE (°C) : -40 , +85  
 STORAGE TEMPERATURE RANGE (°C) : -55 , +85

(\* : average power at 25° C)

4112-9212 This information is given as an indication. In the continual goal to improve our products, we reserve the right to make any modifications judged necessary

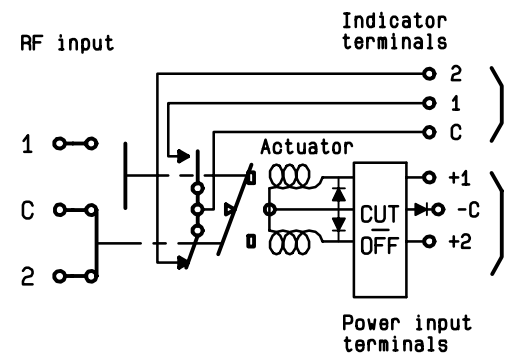
**DRAWING**

General tolerance: \* 0,5 mm



**SCHEMATIC DIAGRAM**

| Voltage | RF continuity | Indicator |
|---------|---------------|-----------|
| - C + 1 | C ↔ 1         | C . 1     |
| - C + 2 | C ↔ 2         | C . 2     |



4113-9212 This information is given as an indication. In the continual goal to improve our products, we reserve the right to make any modifications judged necessary